

**Weill Cornell
Medicine**

Research Administration Platform for *Innovation* and *Discussion*

R.A.P.I.D.



Research Business Operations

**Weill Cornell
Medicine**

Complex Federally Funded Research Projects

presented by R.A.P.I.D.



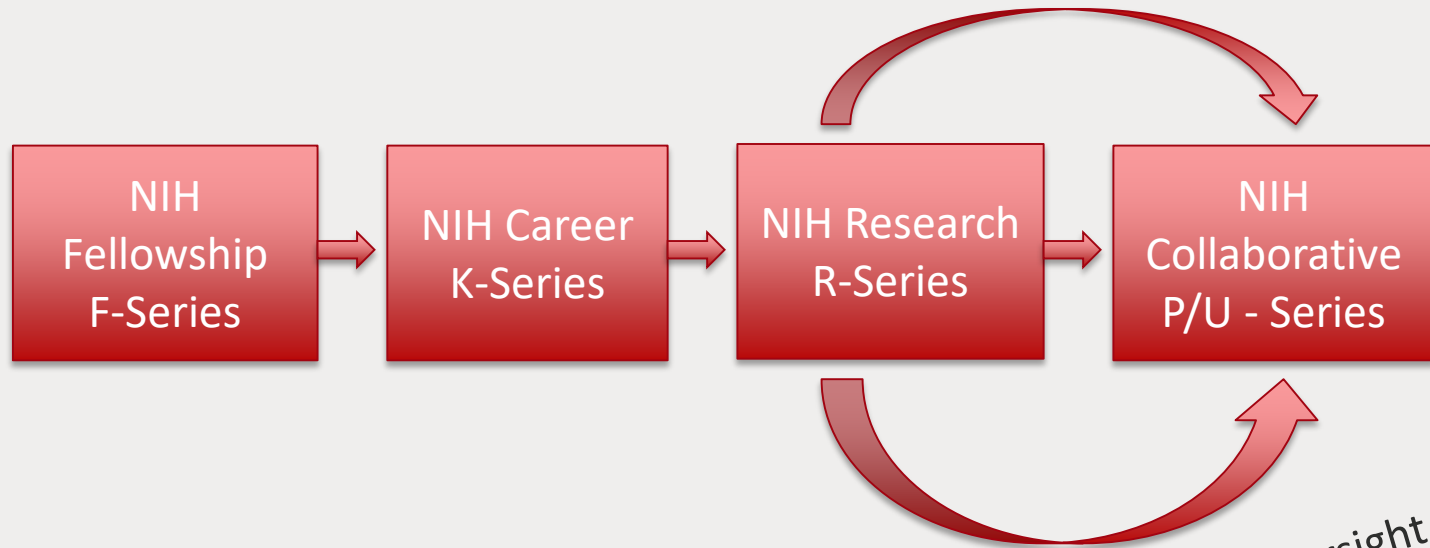
Aleta R. Gunsul, MPA
Director, Research Business Operations

Agenda

- Introduction
- Data
- Speakers
- Q&A

NIH Roadmap 2004

1. Collaborations and Cooperatives

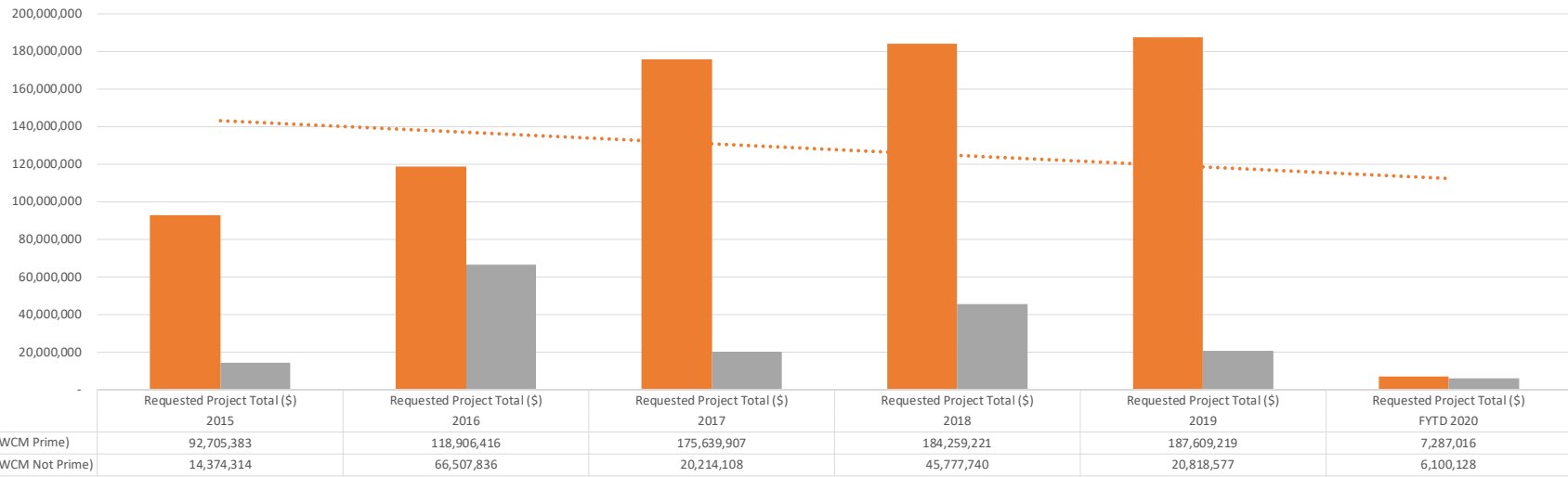


Effort invested in administrative and operational oversight

Competitive Submission Trend FY 15-20

Complex Projects P/U (project total costs)

FY 15-19 and FYTD 20
Complex Applications (P/U)
By Requested Project Total (\$)



- Competitive Submissions (WCM Lead versus WCM Not Lead)

Competitive Submission Trend FY15-20

Complex Projects P/U (project total costs)

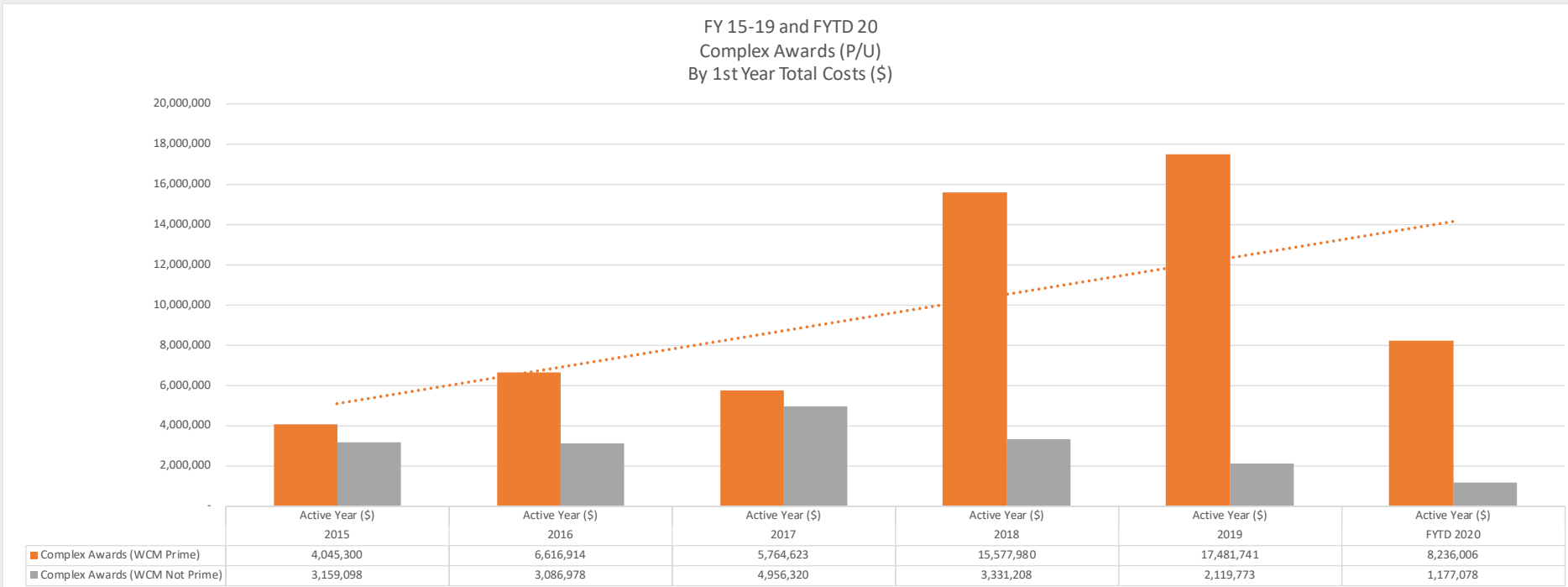
FY 15-19 and FYTD 20
Complex Applications (P/U)
By Total Applications Submitted (#)



- Competitive Submissions (WCM Lead versus WCM Not Lead)

Competitive Award Trend FY 15-20

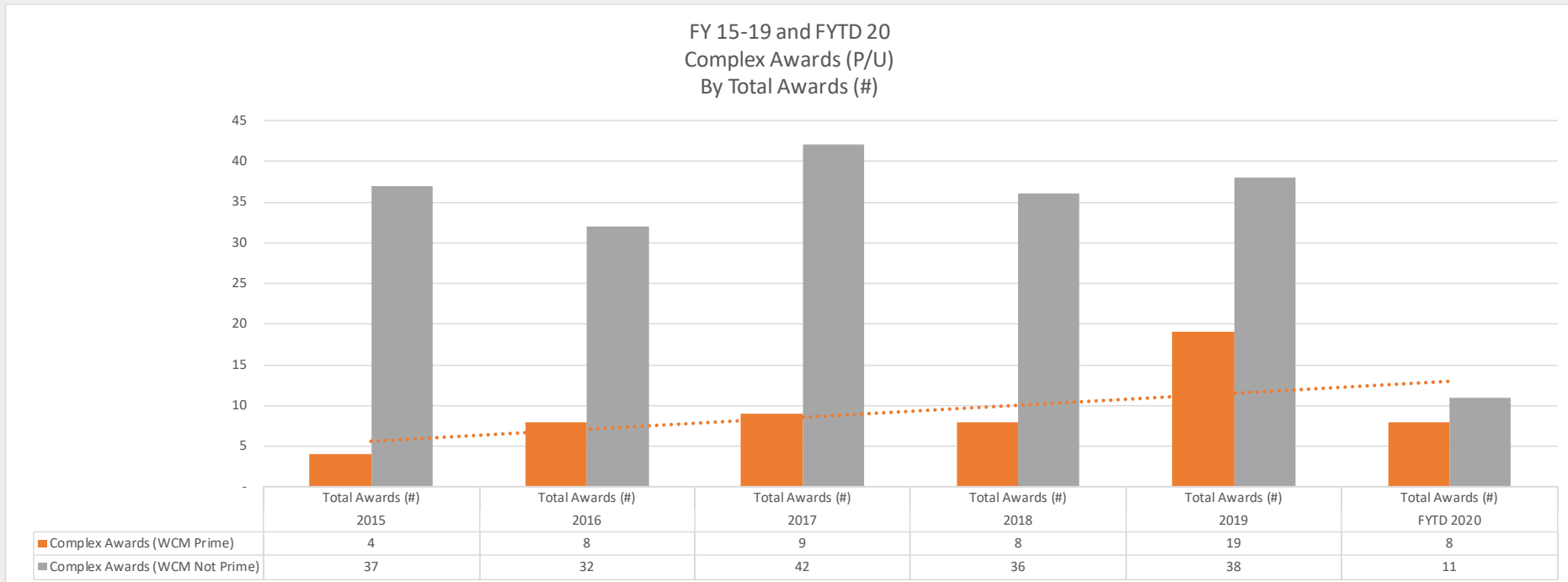
Complex Projects P/U (Awards Yr-1 Total Costs)



- Incremental Competitive Awards (WCM Lead versus WCM Not Lead)

Competitive Award Trend FY 15-20

Complex Projects P/U (Awards Yr-1 Total Costs)



- Incremental Competitive Awards (WCM Lead versus WCM Not Lead)

Subawards

Outgoing



Research Business Operations Dashboard, June 2019, YTD

Grant Activity

	Dollars		
	FY2017	FY2018	FY2019
Active Awards:			
NIH			
Direct Costs	94,638,789	109,655,992	138,563,783
Indirect Costs	39,625,910	47,735,697	59,965,017
Total Costs	134,264,699	157,391,689	198,528,800
Non-NIH			
Direct Costs	90,959,424	98,928,217	90,231,581
Indirect Costs	19,906,886	21,267,735	19,259,607
Total Costs	110,866,310	120,195,952	109,491,188
NIH & Non-NIH ¹			
Direct Costs	185,598,213	208,584,209	228,795,364
Indirect Costs	59,532,796	69,003,432	79,224,624
Total Costs	245,131,009	277,587,641	308,019,988
Subawards:			
Outgoing ²	-	24,664,291	47,129,911
Net Total Costs	-	24,664,291	47,129,911
Incoming ³			
Direct Costs	18,254,547	18,681,223	18,461,294
Indirect Costs	8,512,369	8,636,184	8,759,509
Total Costs	26,766,916	27,317,407	27,220,803

	Volume		
	FY2017	FY2018	FY2019
Active Awards:			
NIH	535	575	644
Non-NIH	489	524	592
Total	1,024	1,099	1,236
Subawards:			
Outgoing	-	271	347
Incoming	238	290	308
Total	238	561	655

Active Year Awarded Budget data is point in time data from the same month in different Fiscal Years.

¹Active Year Awarded Budget. Excludes JCTO Dollars and Volume.

²Outgoing Subawards are 100% Direct Costs on WCM budgets.

³Incoming Subawards are included in Active Awards.

Guest Speakers



- **Timothy Wilkin, MD**
- Associate Professor of Medicine
- Department of Medicine, Division of Infectious Disease
- Recently awarded a U54 Cooperative
- **F32, K23, M01, U54**



- **Douglas Nixon, DPhil**
- Professor of Immunology
- Department of Medicine, Division of Infectious Disease
- **R21, R01, R33, R37, R56, P01, P30, UM1-BELIEVE**



- **Robert Furler, PhD**
- Assistant Professor of Immunology
- Department of Medicine, Division of Infectious Disease
- **BELIEVE Project Manager**

QUESTIONS?

Sign Up For RAPID Emails

Email RAPID-request@listerserv.med.cornell.edu to receive information on upcoming RAPID events

Visit the RAPID website at research.weill.cornell.edu